



How to support your child with access to Google classrooms.

1. Open up the academy website : <https://tltrust.org/thornaby-academy/>
2. Select 'Student IT services' from underneath the main banner.




3. Click on the Google email icon.



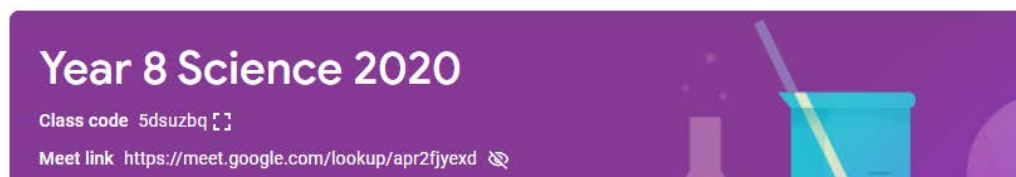
4. Login in to the student email account. (If you have difficulty logging in and need to have the password reset, please contact the Academy by phone on 01642763244 or email info@thornabyacademy.org.uk)
5. Click on the Google apps menu at the top on the right-hand side.



6. Select the 'Classroom' icon.



7. Select the classroom you wish to join and enter the code provided. (All codes are available on the website and social media and have been sent via email to the students directly.)
8. Look at the stream page first to check any comments that your teacher has submitted.



9. Navigate to the classwork page and access the instructions and assignments set by your teacher.
10. Don't forget to submit your answers back to you teacher for marking, by the deadline provided.
11. Good luck!